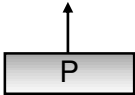
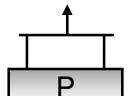

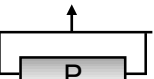
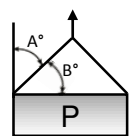
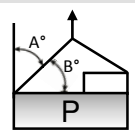
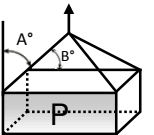
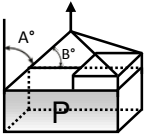


Modèle Configuration	Nombre de brins	Angle	Modèle 18-110					
			Diamètre (M)	4 x M10	4 x M12	4 x M16	4 x M20	6 x M24
	1	0°	1,6	3,2	5	10	20	31,5
	2	0°	3,2	6,4	10	20	40	63
	1	90°	1,6	3,2	5	10	20	31,5
	2	90°	3,2	6,4	10	20	40	63
	2	A 0°-45°	2,2	4,5	7,1	14,1	28	45
		A 45°-60°	1,6	3,2	5	10	20	31,5
	2	Asymétrique	1,6	3,2	5	10	20	31,5
	3-4	A 0°-45°	3,4	6,8	10,6	21,2	42	67
		A 45°-60°	2,4	4,8	7,5	15	30	47,5
	3-4	Asymétrique	1,6	3,2	5	10	20	31,5

A° maximum : 60° / B° minimum : 30°.  
Charge maximale exprimée en Tonne.

**EMILE MAURIN**

7 Chemin de la Pierre Blanche

69800 SAINT PRIEST

Fax 04.72.76.22.55

composants.emile-maurin.fr



0 825 007 888

Service 0,15 € / min  
+ prix appel



**Demande de renseignement**

**Toutes nos actualités**